

12. Geometrical Constructions

Exercise 12A

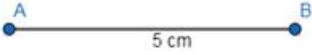
1. Question

Draw a line segment $AB = 5$ cm and draw its perpendicular bisector.

Answer

Steps of Construction:

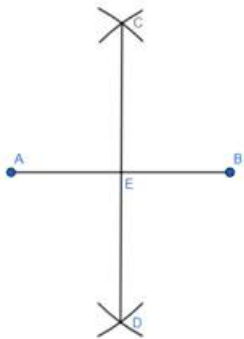
1. Draw a line segment $AB = 5$ cm



2. With A as centre and radius equal to more than half of AB, draw two arcs, one above AB and one below AB.



3. With B as centre and the same radius draw two arcs which cut the previously drawn arcs at C and D.



4. Join CD, intersecting AB at E.

Therefore, CD is the perpendicular bisector of AB at point E.

2. Question

Draw an angle of 45° using scale and compasses only. Draw the bisector of this angle.

Answer

Steps of Construction:

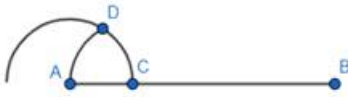
1. Draw line segment AB.



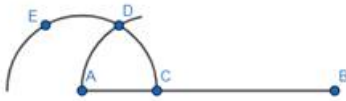
2. With A as centre and any suitable radius draw an arc, cutting AB at C.



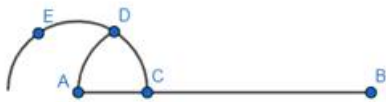
3. With C as centre and the same radius, cut the previously drawn arc at D.



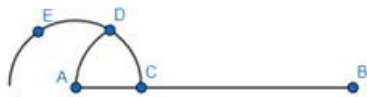
4. With D as centre and the same radius, cut the arc at E.



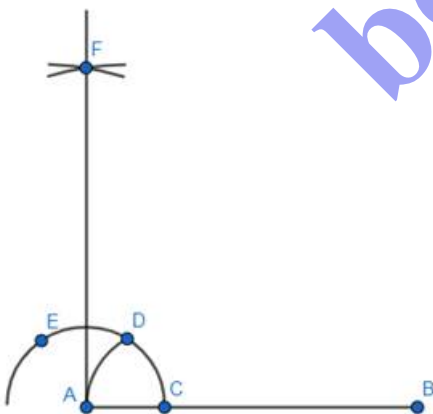
5. With D as centre and the radius more than half DE, draw an arc.



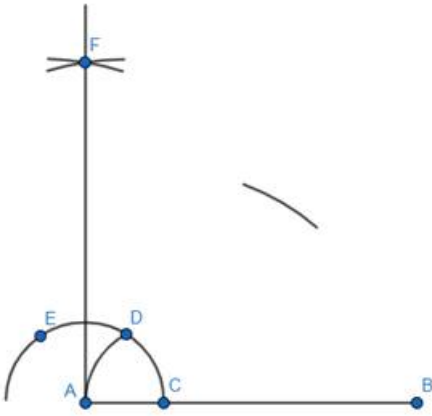
6. With E as centre and the same radius draw another arc which cuts previous arc at F.



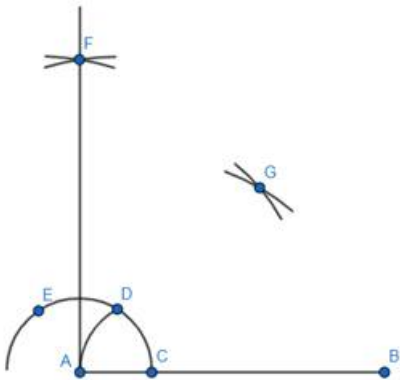
7. Join F. So, $\angle BAF = 90^\circ$



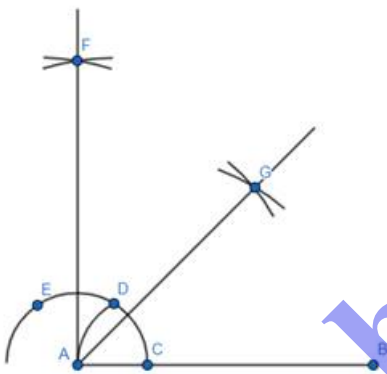
8. Now with C as centre and radius more than half of DC draw an arc.



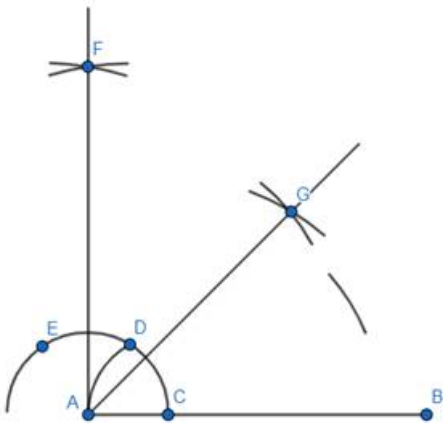
9. With D as centre and same radius draw an arc which cuts the previous at G.



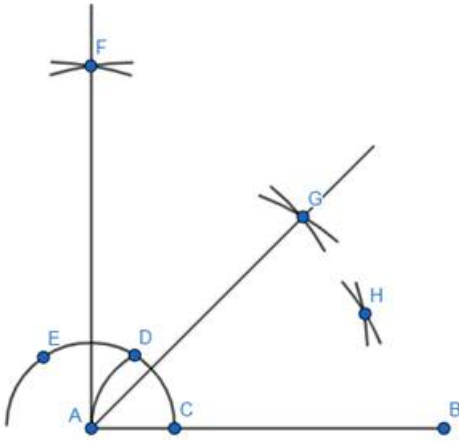
10. Join AG. Therefore, it is the bisector of $\angle BAF$, i.e., 45°



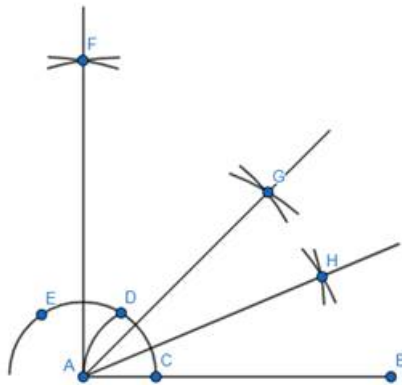
11. Now with centre C and radius more than half of CD, draw an arc.



12. With centre D and same radius draw another arc which cuts the previously drawn arc at H.



13. Join AH.



Therefore, AH is the bisector of $\angle BAG$.

3. Question

Construct an angle of 90° and draw its bisector.

Answer

Steps of Construction:

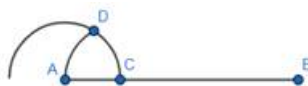
1. Draw line segment AB.



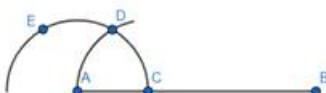
2. With A as centre and any suitable radius draw an arc, cutting AB at C.



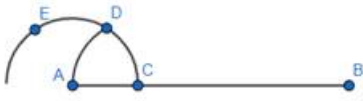
3. With C as centre and the same radius, cut the previously drawn arc at D.



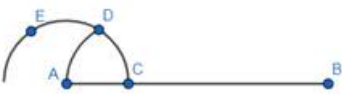
4. With D as centre and the same radius, cut the arc at E.



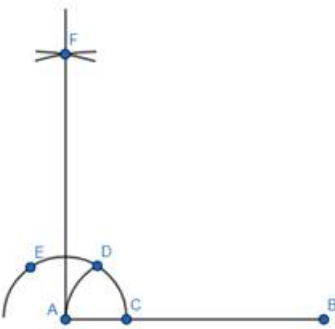
5. With D as centre and the radius more than half DE, draw an arc.



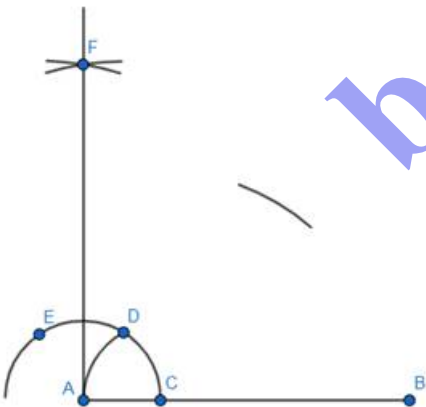
6. With E as centre and the same radius draw another arc which cuts previous arc at F.



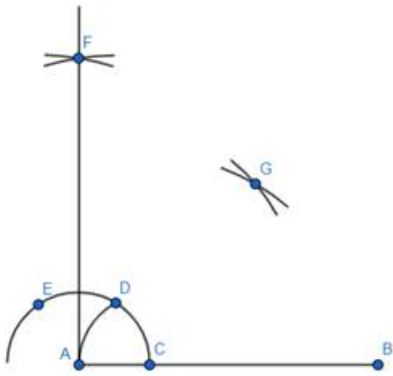
7. Join F. So, $\angle BAF = 90^\circ$



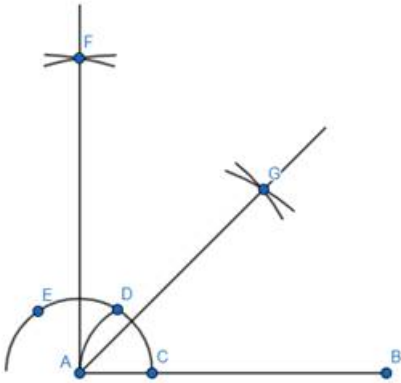
8. Now with C as centre and radius more than half of DC draw an arc.



9. With D as centre and same radius draw an arc which cuts the previous at G.



10. Join AG. Therefore, it is the bisector of $\angle BAF$, i.e., 45°



4. Question

Construct an equilateral triangle each of whose sides measures 5 cm.

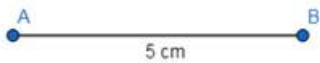
Answer

Steps for Construction:

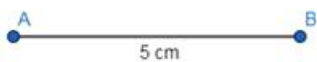
1. Draw a line segment $AB = 5$ cm.



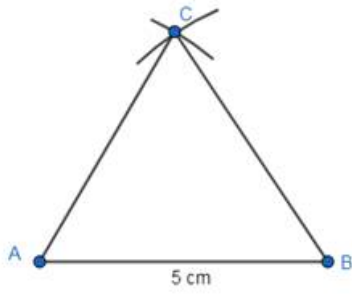
2. With A as centre and radius equal to AB draw an arc.



3. With B as centre and the same radius draw another arc which cuts the previous arc at C.



4. Join AC and BC.



Then $\triangle ABC$ is the required equilateral triangle.

5. Question

Construct an equilateral triangle each of whose altitudes measures 5.4 cm.

Answer

Steps for Construction:

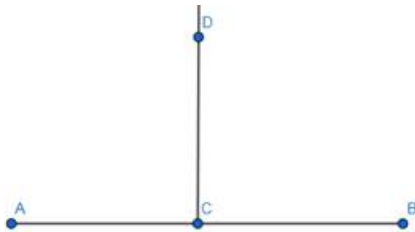
1. Draw a line AB.



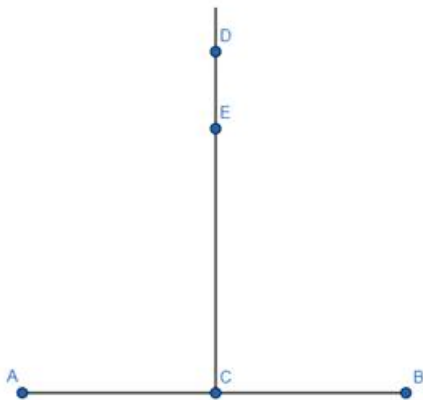
2. Mark any point C on it.



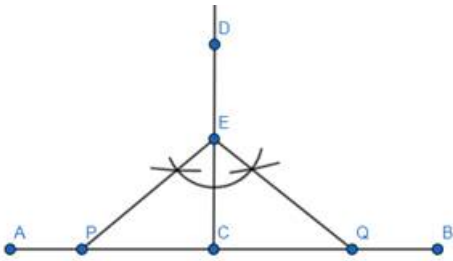
3. From C, draw CD perpendicular to AB.



4. From C, set off $CE = 5.4$ cm cutting CD at E.



5. Construct $\angle CEP = \angle CEQ = 30^\circ$ meeting AB at P and Q respectively.



Therefore, ΔPEQ is required equilateral triangle.

6. Question

Construct a ΔABC in which $BC = 5$ cm, $AB = 3.8$ cm and $AC = 2.6$ cm.

Answer

Steps for Construction:


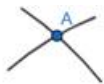
1. Draw a line segment $BC = 5$ cm.



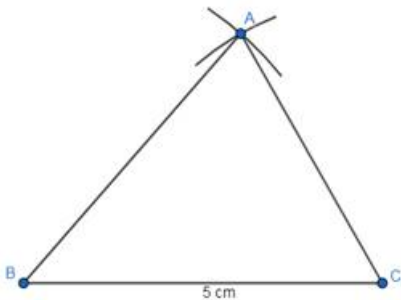
2. With centre B and radius equal to 3.8 cm draw an arc.



3. With centre C and radius equal to 2.6 cm draw another arc which cuts the previously drawn arc at A.



4. Join AB and AC.



Therefore, ΔABC is the required triangle.


7. Question

Construct a $\triangle ABC$ in which $BC = 4.7$ cm, $\angle B = 60^\circ$ and $\angle C = 30^\circ$. Measure $\angle A$.

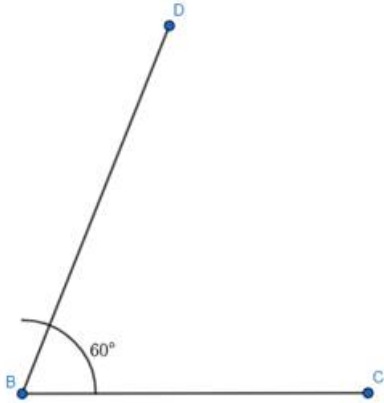
Answer

Steps for Construction:

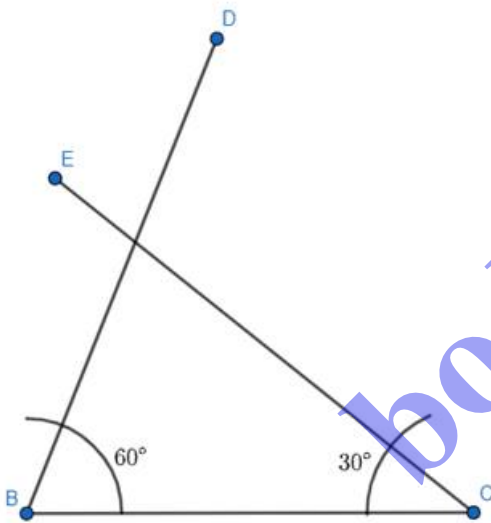
1. Draw a line segment $BC = 4.7$ cm



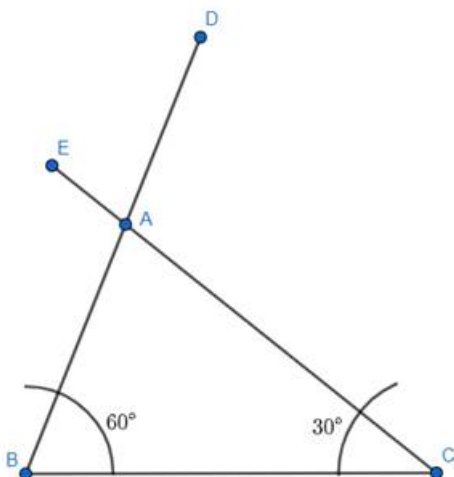
2. At B, draw $\angle DBC = 60^\circ$



3. At C, draw $\angle ECB = 30^\circ$



4. Let DB and EC intersect at A.



Therefore, ΔABC is the required triangle.

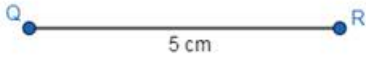
8. Question

Construct an isosceles ΔPQR whose base measures 5 cm and each of equal sides measures 4.5 cm.

Answer

Steps of Construction:

1. Draw a line segment $QR = 5$ cm which is the base.



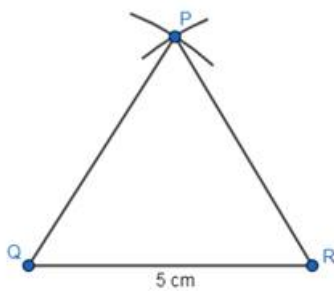
2. With centre Q and radius 4.5 cm, draw an arc.



3. With centre R and same radius, draw another arc which cuts the previous arc at P.



4. Join PQ and PR.



Therefore, ΔPQR is the required isosceles triangle.

9. Question

Construct an isosceles triangle whose base is 4.8 cm and whose vertical angle is 80° .

Answer

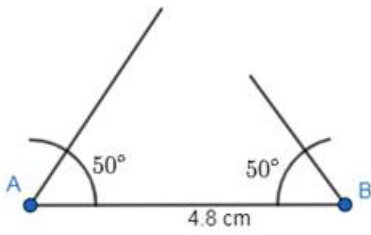
Since one of the angles is 80° , the sum of the other two will be 100° . It is isosceles. So, the other angles will be 50° and 50° .

Steps of Construction:

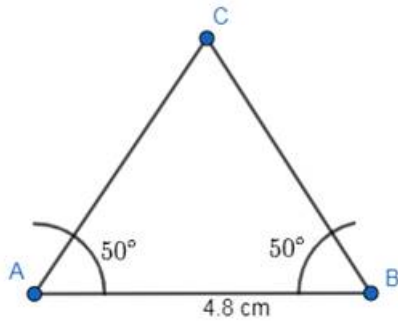
1. Draw a line segment $AB = 4.8$ cm.



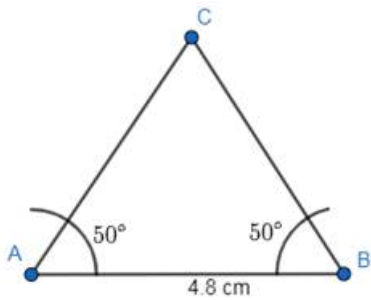
2. Draw 50° angles at A and B.



3. Extend them such that they meet at C.



4. Join AC and BC.



Therefore, ΔPQR is the required isosceles triangle in which $AC = BC$.

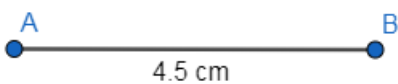
10. Question

Construct a right-angled triangle whose hypotenuse measures 5.3 cm and the length of one of whose sides containing the right angle measures 4.5 cm.

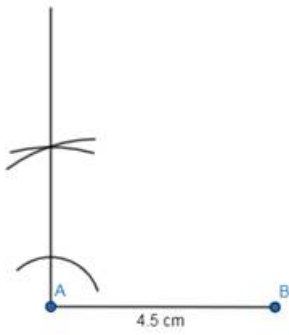
Answer

Steps of Construction:

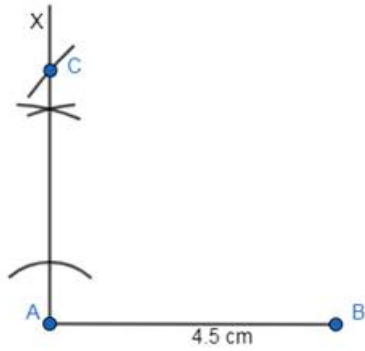
1. Draw a line segment $AB = 4.5$ cm.



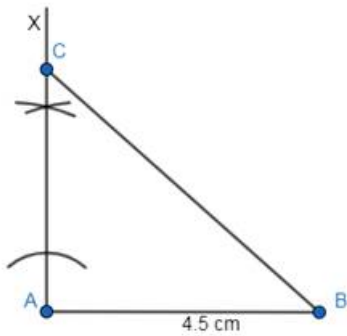
2. Draw a 90° angle at A.



3. Now, measure 5.3 cm on compass from ruler and taking B as centre draw an arc intersecting AX at C.



4. Join BC.



11. Question

Construct a ΔABC in which $\angle B = 30^\circ$, $\angle C = 60^\circ$ and the length of the perpendicular from the vertex A to the base BC is 4.8 cm.

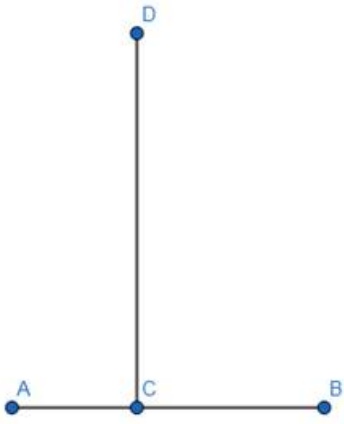
Answer

Steps of Construction:

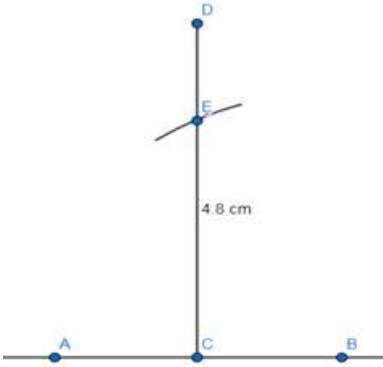
1. Draw a line segment AB.



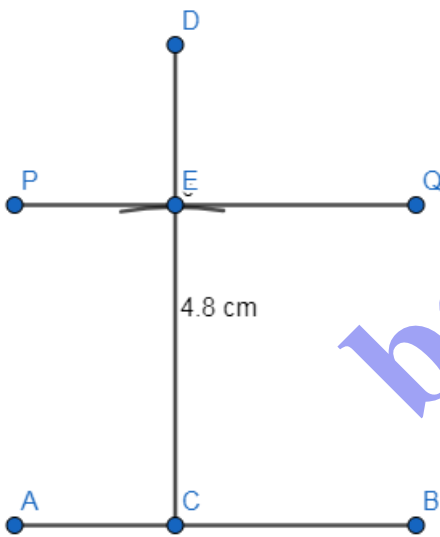
2. Take any point C on AB and draw CD perpendicular to AB.



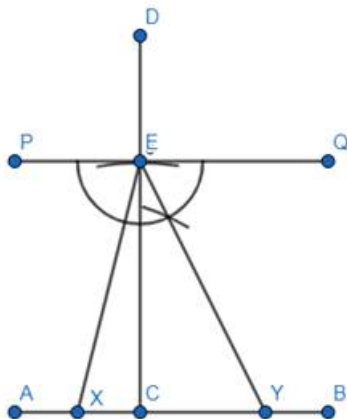
3. Along CD, set $CE = 4.8$ cm.



4. Through E, draw PQ parallel to AB.



5. Construct $\angle PEX = 30^\circ$ and $\angle QEY = 60^\circ$ meeting AB at X and Y respectively.



Therefore, ΔXEY is the required triangle.

12. Question

Construct a ΔPQR whose perimeter is 12 cm and the lengths of whose sides are in the ratio 3:2:4.

Answer

According to the question, the sides are $3x$, $2x$ and $4x$.

Given perimeter = 12 cm

Therefore, $3x + 2x + 4x = 12$

$\Rightarrow 9x = 12$

$\Rightarrow x = 1.33$ cm

Hence, the sides are 3.99 cm, 2.66 cm and 5.32 cm.

Steps of Construction:

1. Take $AB = 5.32$ cm and draw a line segment.



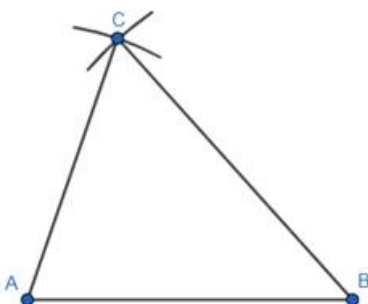
2. Measure 3.99 cm in ruler and draw an arc above AB from A. Again do the same for 2.66 cm but draw the arc from B.



3. Name the point where they intersect as C.



4. Join AC and BC.



13. Question

Construct a ΔABC in which $BC = 4.5$ cm, $\angle B = 60^\circ$ and the sum of the other two sides is 8 cm.

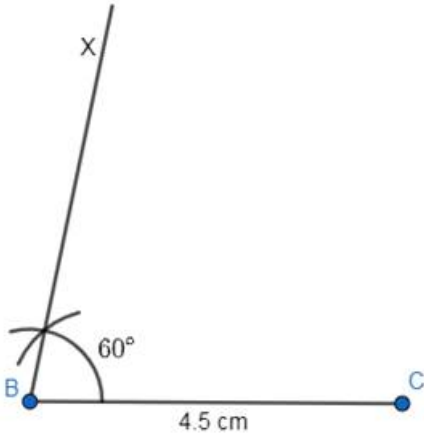
Answer

Steps of Construction:

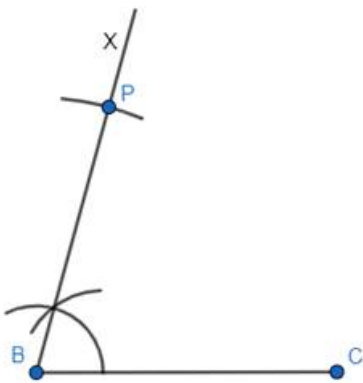
1. Draw $BC = 4.5$ cm



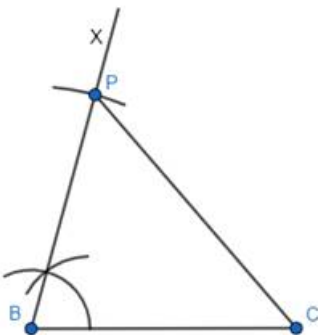
2. Construct $\angle CBX = 60^\circ$



3. Along BX set off $BP = 8$ cm

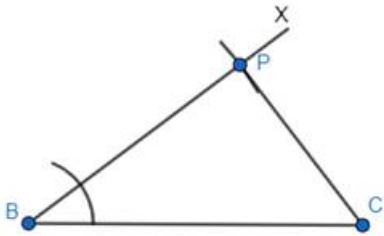


4. Join CP.

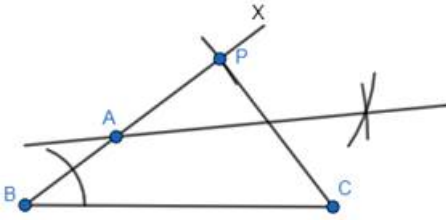


5. Draw the perpendicular bisector of CP intersecting BP at A.

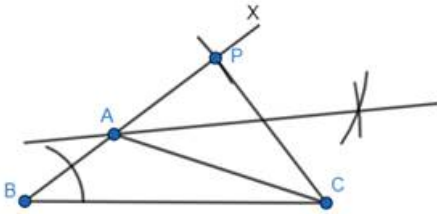
bodhiyla.com



5. Draw perpendicular bisector of PC meeting BP produced at A.



6. Join AC.



Therefore, ΔABC is the required triangle.

CCE Questions

1. Question

Which of the following angles can be constructed using ruler and compass only?

- A. 25°
- B. 50°
- C. 22.5°
- D. 42.5°

Answer

On bisecting 45° , we get 22.5° . Hence, 22.5° can be drawn using ruler and compass.

2. Question

Which of the following angles can be constructed using ruler and compass only?

- A. 65°
- B. 72°
- C. 80°
- D. 67.5°

Answer

We can make 135° by drawing 90° and 45° . On bisecting 135° , we get 67.5° . Hence, 67.5° can be drawn using ruler and compass.

3. Question

boohiyla.com

Which of the following angles cannot be constructed using ruler and compass only ?

- A. 40°
- B. 120°
- C. 135°
- D. 37.5°

Answer

Below angles can be drawn using following

$120^\circ = 90^\circ + 30^\circ$ or $60^\circ + 60^\circ$ (where 30° is the bisected angle of 60°)

$135^\circ = 90^\circ + 45^\circ$

37.5° is the bisected angle of 75° and 75° can be drawn using 90° and 60° .

But 40° cannot be drawn.

4. Question

Which of the following angles cannot be constructed using ruler and compass only?

- A. $22\frac{1}{2}^\circ$
- B. 15°
- C. $52\frac{1}{2}^\circ$
- D. $32\frac{1}{2}^\circ$

Answer

Below angles can be drawn using following

On bisecting 45° , we get $22\frac{1}{2}^\circ$

15° is the bisected angle of 30°

$52\frac{1}{2}^\circ = 90^\circ + 15^\circ$

But $32\frac{1}{2}^\circ$ cannot be drawn.

5. Question

The construction of a $\triangle ABC$ in which $AB = 6$ cm, $\angle A = 45^\circ$ is possible when $(BC + AC)$ is

- A. 7 cm
- B. 5.8 cm
- C. 5 cm
- D. 4.9 cm

Answer

For any triangle sum of the lengths of two sides is always greater than the length of third side.

So, $BC + AC$ should be greater than 6 cm. Hence, $BC + AC = 7$ cm

6. Question

The construction of a ΔPQR in which $QR = 5.4$ cm and $\angle Q = 60^\circ$ is not possible when $(PQ + QR)$ is

- A. 6 cm
- B. 6.5 cm
- C. 5 cm
- D. 7 cm

Answer

For any triangle sum of the lengths of two sides is always greater than the length of third side.

So, $PQ + QR$ should be greater than 5.4cm. Hence, $PQ + QR \neq 5$ cm

7. Question

The construction of a ΔABC in which $AB = 7$ cm, $\angle A = 75^\circ$ is possible when $(BC - AC)$ is equal to

- A. 7.5 cm
- B. 7 cm
- C. 8 cm
- D. 6.5 cm

Answer

For any triangle the length of each side of any triangle is greater than the difference between the lengths of the other two sides. So, $BC - AC$ should be less than 7 cm. Hence, $BC - AC = 6.5$ cm

8. Question

The construction of a ΔABC in which $BC = 6$ cm and $\angle B = 50^\circ$ is not possible when $(AB - AC)$ is equal to

- A. 5.6 cm
- B. 5 cm
- C. 6 cm
- D. 4.8 cm

Answer

For any triangle the length of each side of any triangle is greater than the difference between the lengths of the other two sides. So, $AB - AC$ should be less than 6 cm. Hence, $AB - AC \neq 6$ cm

9. Question

Is it possible to construct a triangle whose sides measure 7 cm, 5 cm and 12 cm?

- A. Yes
- B. No

Answer

For any triangle the length of each side of any triangle is greater than the difference between the lengths of the other two sides. Here, $12 - 7 = 5$ cm this is equal to the length of the third side. Hence, such triangle is not possible.

10. Question

Is it possible to construct a triangle whose sides measure 6 cm, 5 cm and 10 cm?

- A. Yes
- B. No

Answer

For any triangle sum of the lengths of two sides is always greater than the length of third side.

The lengths of the sides are 5 cm, 6 cm, 10 cm.

(a) $5\text{ cm} + 6\text{ cm} > 10\text{ cm}$. (b) $6\text{ cm} + 10\text{ cm} > 5\text{ cm}$. (c) $5\text{ cm} + 10\text{ cm} > 6\text{ cm}$. Hence, a triangle with these sides is possible.

11. Question

Is it possible to construct a $\triangle ABC$ in which $BC = 5\text{ cm}$, $\angle B = 120^\circ$ and $\angle C = 60^\circ$?

A. Yes

B. No

Answer

For any triangle the sum of the angles is equal to 180° . Here, $\angle B + \angle C = 120^\circ + 60^\circ = 180^\circ$ which means $\angle A = 0^\circ$. Hence, such triangle is not possible.

12. Question

Is it possible to construct a $\triangle ABC$ in which $\angle A = 60^\circ$, $\angle B = 70^\circ$ and $\angle C = 60^\circ$?

A. Yes

B. No

Answer

For any triangle the sum of the angles is equal to 180° . Here, $\angle A + \angle B + \angle C = 60^\circ + 70^\circ + 60^\circ = 190^\circ$.

Hence, such triangle is not possible.

13. Question

Is it possible to construct an angle of 35° using ruler and compass only?

A. Yes

B. No

Answer

$$35^\circ = \frac{1}{2}(70^\circ) = \frac{1}{2}(40^\circ + 30^\circ)$$

Hence, 35° cannot be constructed.

14. Question

Is it possible to construct an angle of 67.5° using ruler and compass only?

A. Yes

B. No

Answer

$$67.5^\circ = \frac{1}{2}(135^\circ) = \frac{1}{2}(90^\circ + 45^\circ)$$

Hence, 67.5° can be constructed.

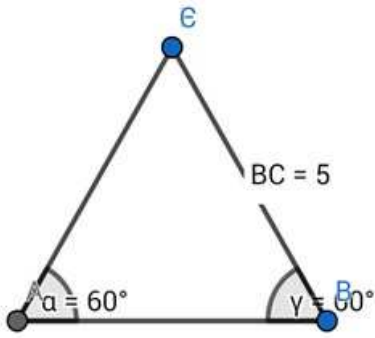
Formative Assessment (Unit Test)

1. Question

Is it possible to construct a $\triangle ABC$ in which $BC = 5\text{ cm}$, $\angle B = 60^\circ$, $\angle C = 60^\circ$?

A. Yes

B. No

Answer

Any triangle can be constructed with any value of two angles and length of the side included within them.

As can be seen from the figure, it is obviously possible to construct any ΔABC with given two angles and the side included with them.

So, the correct option is (A)

2. Question

Is it possible to construct a ΔABC in which $AB = 5$ cm, $BC = 5$ cm and $AC = 10$ cm?

A. Yes

B. No

Answer

For any triangle sum of the lengths of two sides is always greater than the length of third side.

Here, $5 \text{ cm} + 5 \text{ cm} = 10 \text{ cm}$. Hence, a triangle with these sides is not possible.

3. Question

Is it possible to construct an angle of 75° using ruler and compass only?

A. Yes

B. No

Answer

$$75^\circ = \frac{1}{2}(150^\circ) = \frac{1}{2}(90^\circ + 60^\circ)$$

Hence, 75° can be constructed.

4. Question

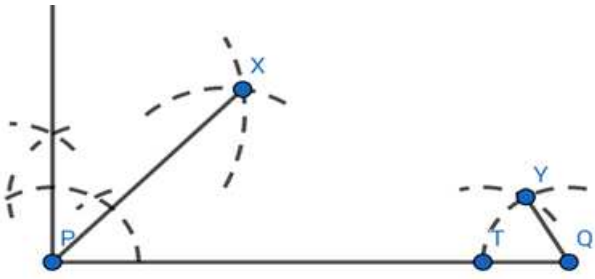
Construct a ΔABC whose perimeter is 12 cm and whose base angles are 45° and 60° .

Answer

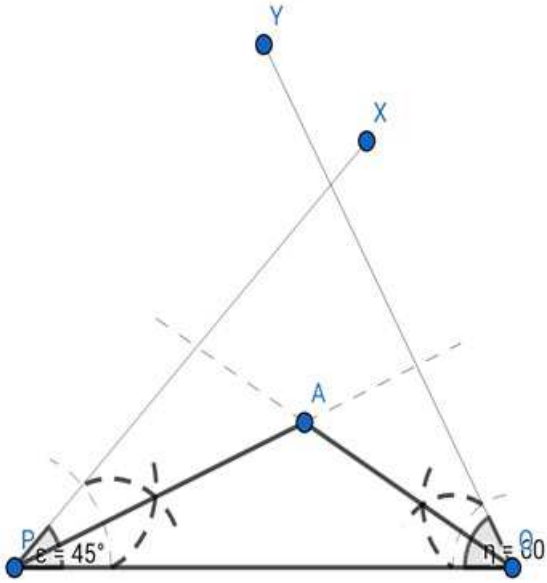
Step 1: Draw the line segment $PQ = 12$ cm



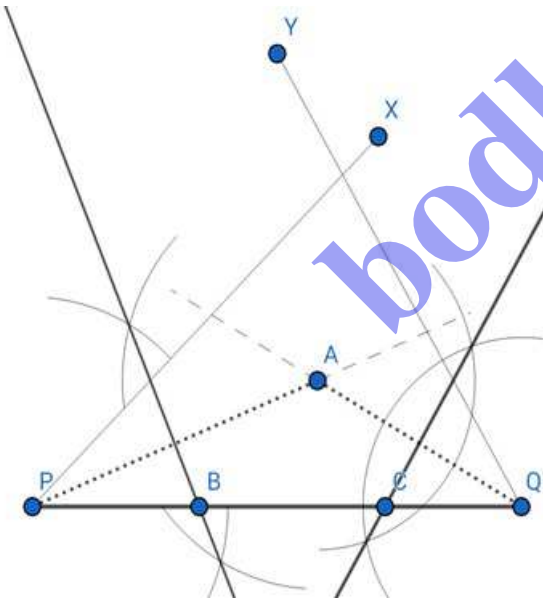
Step 2: Construct the base angles at P and Q i.e. $\angle XPQ = 45^\circ$ and $\angle YQP = 60^\circ$



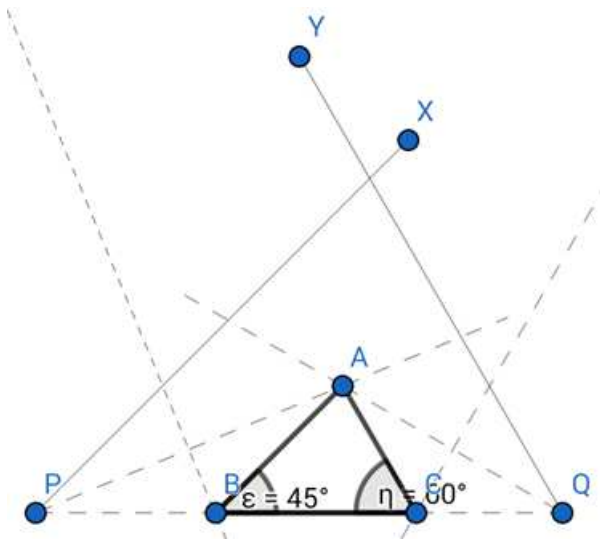
Step 3: Bisect $\angle XPQ$ and $\angle YQP$ to meet at A



Step 4: Perpendicularly bisect AP and AQ to meet the bases at B and C respectively



Step 5: Join AB and AC to get the required triangle



So, ΔABC is the required triangle

$$AB + BC + AC = 12 \text{ cm}$$

Base angles $\angle ABC = 45^\circ$ and $\angle ACB = 60^\circ$

5. Question

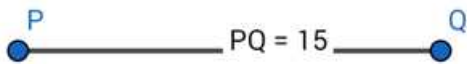
Construct a ΔABC whose perimeter is 15 cm and sides are in the ratio 3 : 4 : 5.

Answer

The sides of the triangle are in the ratio 3:4:5

$$\text{Now, } 3+4+5 = 12$$

Step 1: Construct $PQ = 15 \text{ cm}$

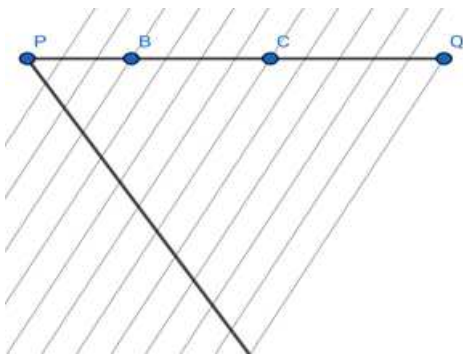


Step 2: We have to divide PQ into 12 equal parts and consider the 1st three, the next four and the last five separately for construction

A line inclined with any arbitrary angle with the line PQ is drawn with the help of scale and pencil.

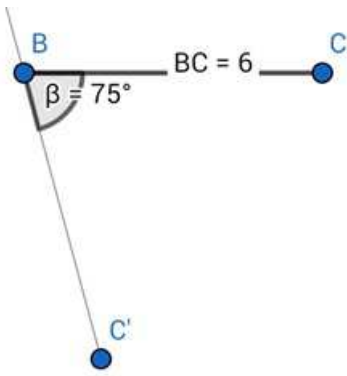
12 equal parts are taken with the help of compass and after joining the end points of both the lines, parallel lines are drawn with the help of pencil and set squares.

The line PQ is thus equally divided and points B and C are named.

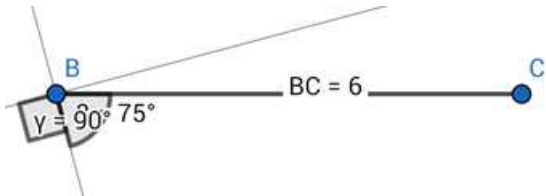


Step 3: Arcs with B as centre and PB as radius and C as centre and CD as radius are intersected at A .

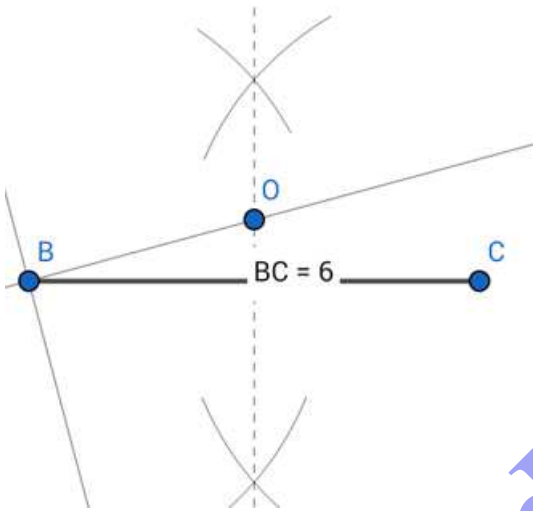
A, B and A, C is joined to yield the required triangle.



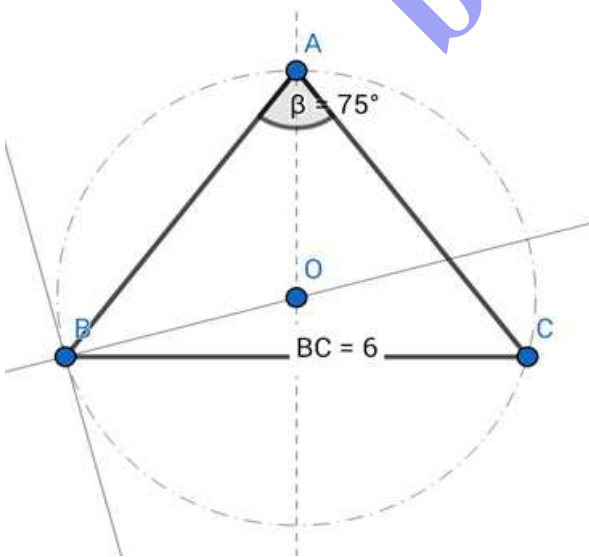
Step 4: Construct a right angle on the line BC'



Step 5: Construct the perpendicular bisector of BC to meet the previously constructed perpendicular at O



Step 6: A circle is constructed with centre O and radius OB to meet the perpendicular bisector at A.
A,B and A,C are joined.



ΔABC is the required figure

$BC = 6\text{cm}$

$AB = AC$

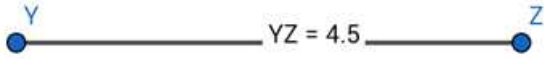
The vertical angle $\angle BAC = 75^\circ$

7. Question

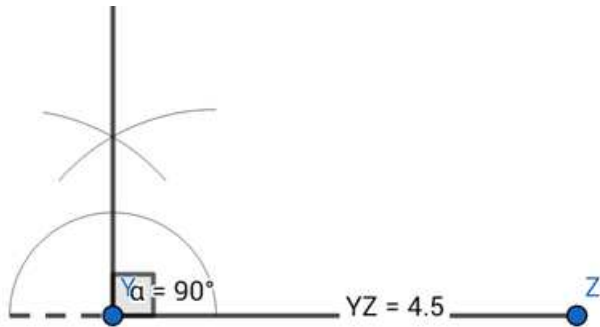
Draw a right-angled triangle having hypotenuse = 6 cm and one of the sides containing the right angle having length 4.5 cm.

Answer

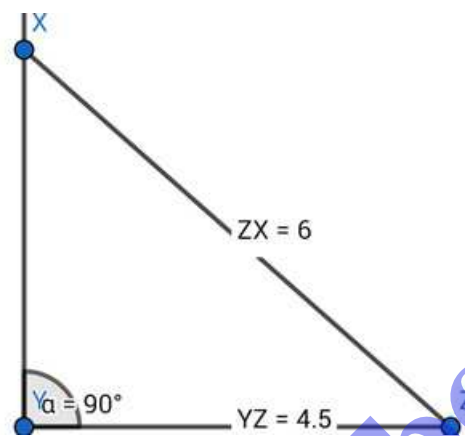
Step 1: Construct the base = 4.5 cm



Step 2: Construct a right angle at Y



Step 3: Cut off a length of 6cm from point Z on the perpendicular to yield the point X



$\triangle XYZ$ is the required right-angled triangle

YZ = 4.5cm

Hypotenuse XZ = 6cm

8. Question

Construct a $\triangle ABC$ in which $\angle B = 60^\circ$, $\angle C = 45^\circ$ and the length of perpendicular from vertex A to base BC as 5 cm.

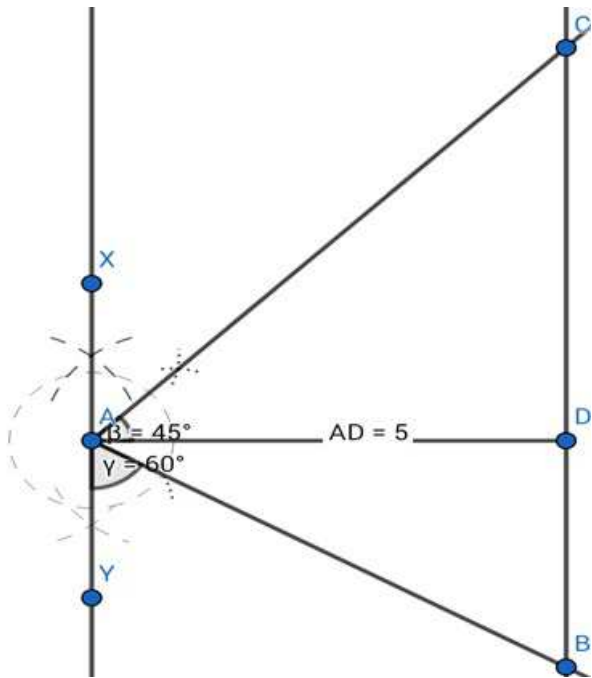
Answer

Step 1: The perpendicular AD is taken as the base and the 5cm length is constructed.



Step 2: An angle of 45° is constructed at A to form $\angle XAC$ and 60° to form $\angle YAB$

The points C and B fall on the line perpendicular through D



ΔABC is the required triangle

$\angle B = 60^\circ$

$\angle C = 45^\circ$

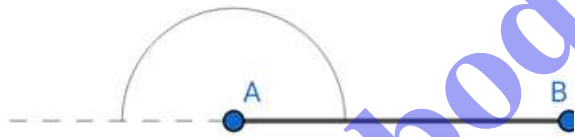
$AD = 5\text{cm}$

9. Question

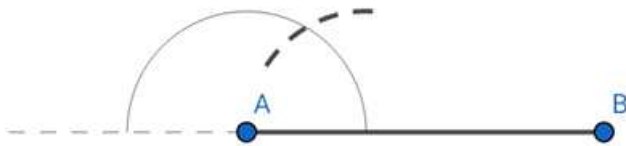
Construct an angle of $22\frac{1}{2}^\circ$.

Answer

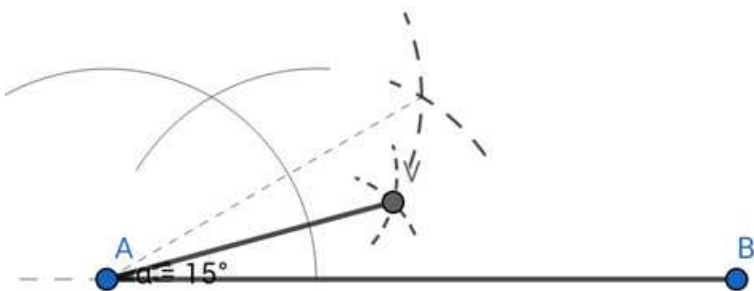
Step 1: Construct a line segment of arbitrary length and take a semi-circular arc on the line



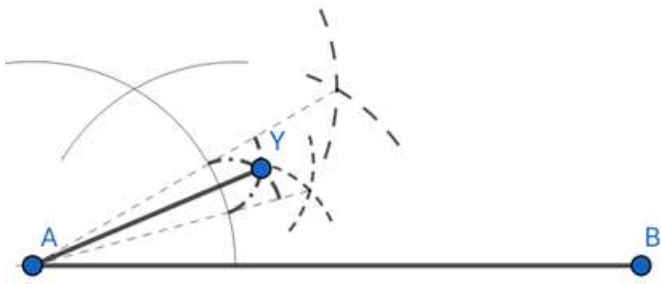
Step 2: Taking the same radius, an arc is cut on the semi-circular arc to give 60°



Step 3: This 60° is further bisected and the lower 30° is bisected again to yield 15°



Step 4: The upper 15° is bisected to give 7.5°



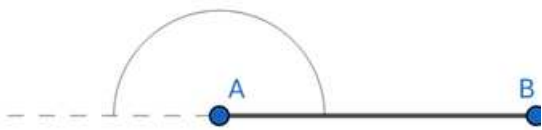
$\angle BAY = 22.5^\circ$

10. Question

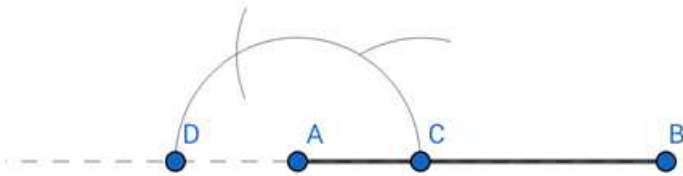
Construct an angle of 135° .

Answer

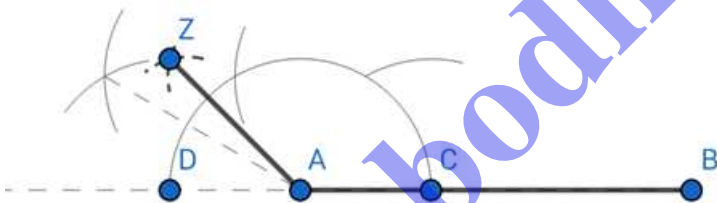
Step 1: Construct a line segment of arbitrary length and take a semi-circular arc on the line



Step 2: Two arcs of the same radius are cut on the semicircle



Step 3: The last 60° is divided twice to give 15°



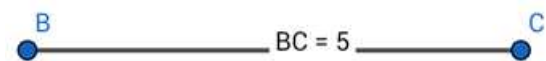
$\angle BAZ = 135^\circ$

11. Question

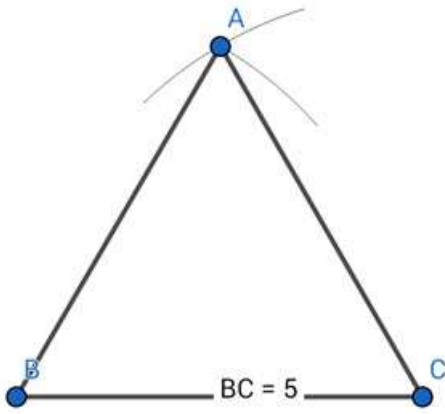
Construct an equilateral triangle of side 5 cm.

Answer

Step 1: Construct the base of the triangle equalling 5cm



Step 2: Taking the same length as radius cut arcs centred at B and C to meet at A



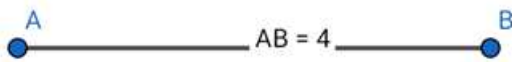
ΔABC is the required triangle with $AB=BC=CA=5\text{cm}$

12. Question

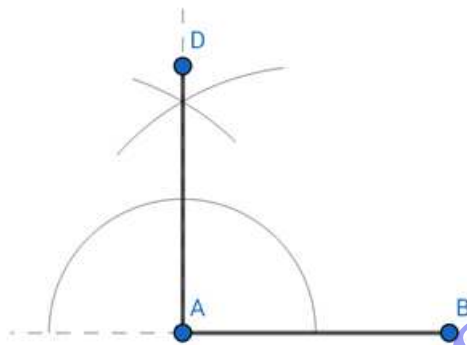
Construct a square of side 4 cm.

Answer

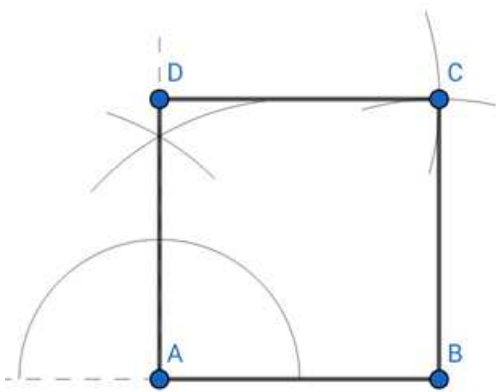
Step 1: Construct base = 4cm



Step 2: An angle of 90° is constructed at A and 4cm length is cut off



Step 3: Arcs of radius 4cm with centres at D and B are cut off and the point of intersection A is joined with D and B



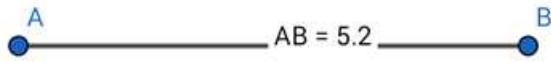
ABCD is the required square with $AB=BC=CD=DA=4\text{cm}$

13. Question

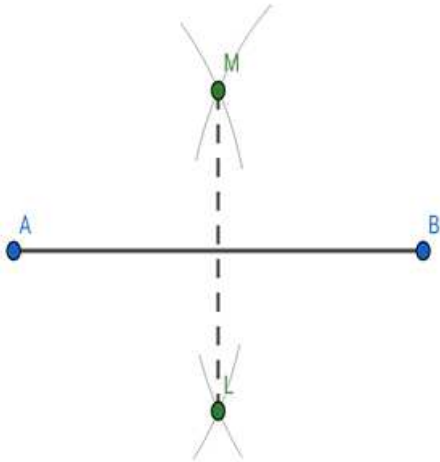
Draw a line segment AB of length 5.2 cm and construct the perpendicular bisector of AB.

Answer

Step 1: A line segment AB of length 5.2cm is constructed



Step 2: Arc radius of any arbitrary length is taken in compass and arcs are cut off centring at A and B on both sides of the line segment and joined to get the required perpendicular bisector



AB = 5.2cm

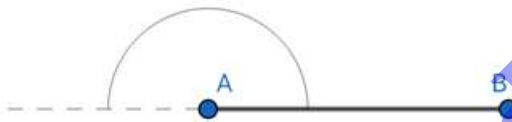
ML is the perpendicular bisector of AB

14. Question

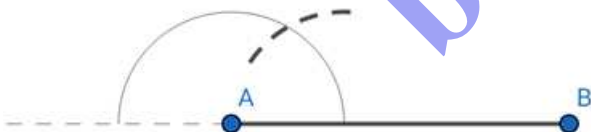
Construct an angle of 60° and bisect it.

Answer

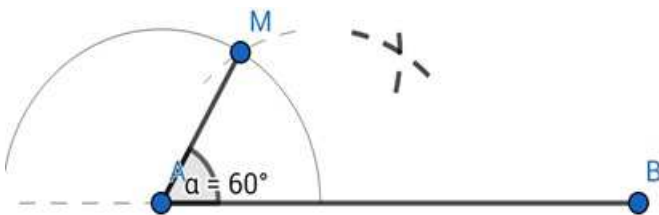
Step 1: Construct a line segment of arbitrary length and take a semi-circular arc on the line



Step 2: Taking the same radius, an arc is cut on the semi-circular arc to give 60°

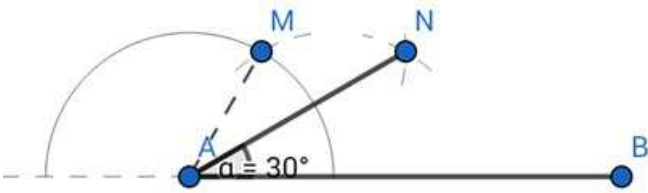


Step 3: The 60° thus formed is bisected by taking any arbitrary radius and cutting of arcs centring at the two intersection points to yield a 3rd intersection



$\angle MAB = 60^\circ$

Step 4: The deeper point of intersection is joined with point A and thus the angle is bisected to give 30°



$$\angle MAB = 60^\circ$$

$$\angle NAB = 30^\circ$$

15. Question

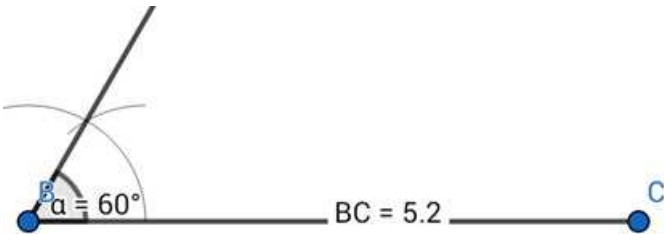
Construct a $\triangle ABC$ in which base $BC = 5.2$ cm, $\angle B = 60^\circ$ and $(AB + AC) = 7.6$ cm.

Answer

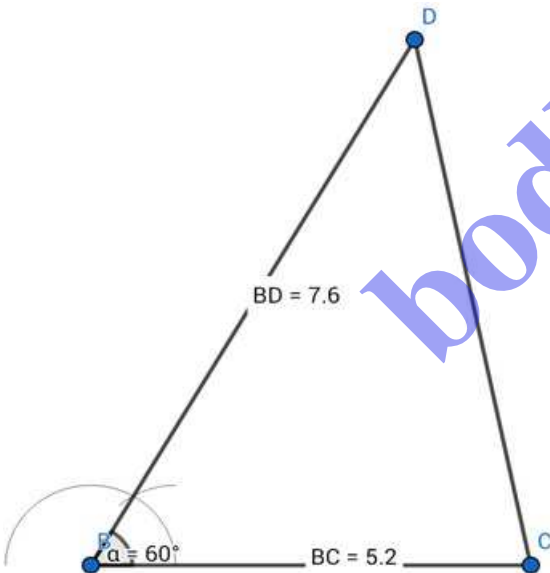
Step 1: Base BC of length 5.2 cm is constructed



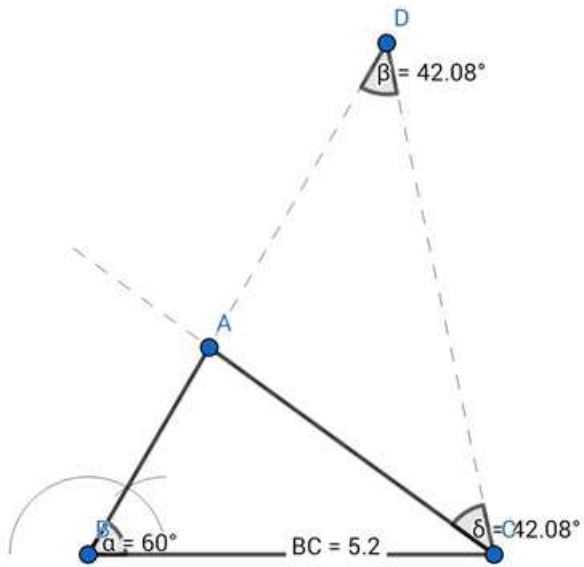
Step 2: Construct an angle of 60° at B



Step 3: Cut off $BD = 7.6$ cm on this ray of the angle and join points D and C



Step 4: An angle equal to $\angle BDC$ is constructed at C and the ray meets the line segment BD at A to give the required triangle



$\triangle ABC$ is the required triangle.

$BC = 5.2\text{cm}$

$BD = BA + AD = BA + AC = 7.6\text{cm}$

$\angle ABC = 60^\circ$

16. Question

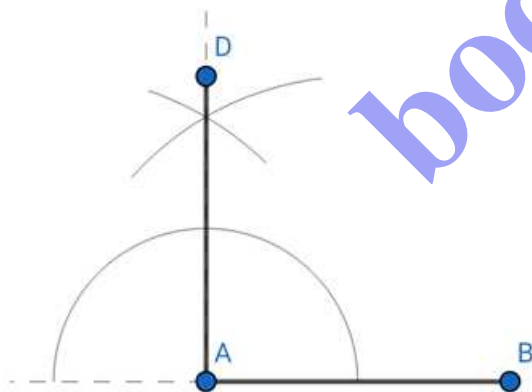
Construct a square each of whose sides measures 3.2 cm.

Answer

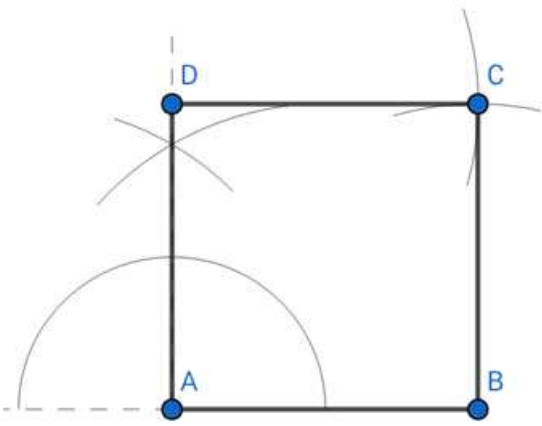
Step 1: Construct base = 3.2cm



Step 2: An angle of 90° is constructed at A and 3.2cm length is cut off



Step 3: Arcs of radius 3.2cm with centres at D and B are cut off and the point of intersection A is joined with D and B



ABCD is the required square with $AB=BC=CD=DA=3.2\text{cm}$

17. Question

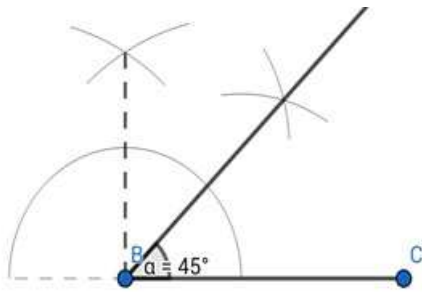
Construct a ΔABC in which base $BC = 4.8\text{ cm}$, $\angle B = 45^\circ$ and $(AB - AC) = 2.5\text{ cm}$.

Answer

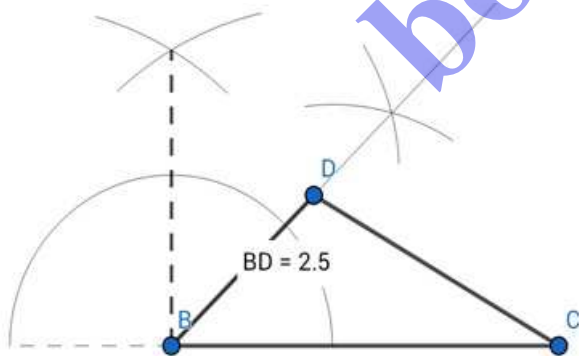
Step 1: The base $BC = 4.8\text{cm}$ is constructed



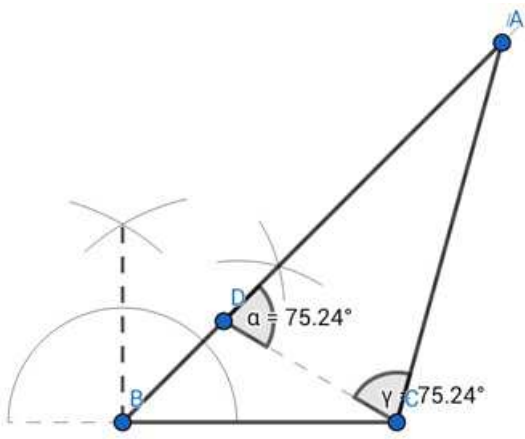
Step 2: An angle of 45° is constructed at B



Step 3: 2.5cm length BD is cut off from the ray and points D and C are joined



Step 4: An angle equal to the exterior angle of D is constructed at C and the two rays are made to join at point A



ΔABC is the required triangle

$BC = 4.8\text{cm}$

$BD = AB - AD = AB - AC = 2.5\text{cm}$

$\angle B = 45^\circ$

bodhiyla.com