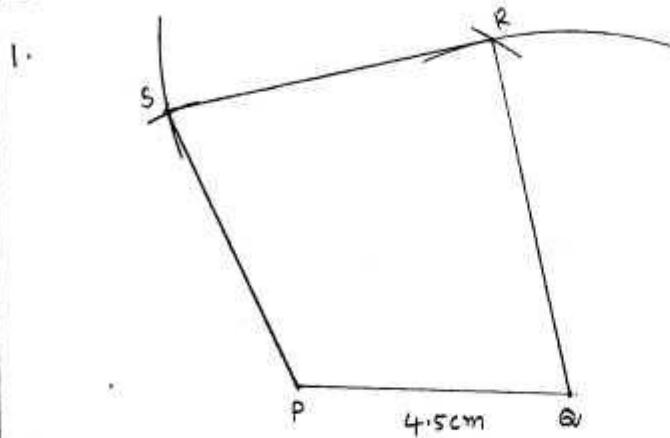
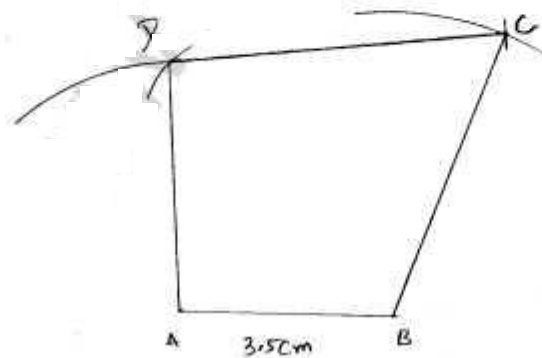


Constructions of Quadrilaterals

Exercise 14.1



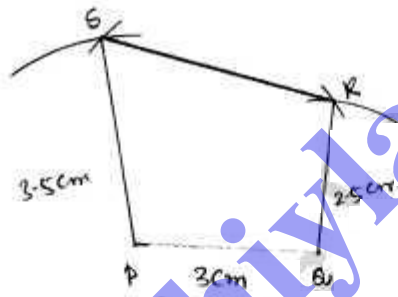
1. Draw $PQ = 4.5\text{cm}$
 2. From Q draw arc of length 6cm
 3. From P draw arc of length 6.5cm , Intersection point is R
 4. From R draw arc of length 5.5cm
 5. From P draw arc of length 5cm , Intersection point is 'S'.
 6. Draw join \overline{QR} , \overline{SR} , \overline{PS} , required quadrilateral PQRS formed.
- d.



Steps:

1. Draw $AB = 3.5\text{cm}$
2. From 'A' draw Arc $AD = 5\text{cm}$
3. From 'B' draw Arc $BD = 5.4\text{cm}$, Intersection point is 'D'
4. From 'B' draw Arc $BC = 5\text{cm}$.
5. From 'C' draw Arc $DC = 5.6\text{cm}$, Intersection point is 'D'
6. Join \overline{AD} , \overline{DC} , \overline{BC} , The required quadrilateral ABCD is formed.

3.

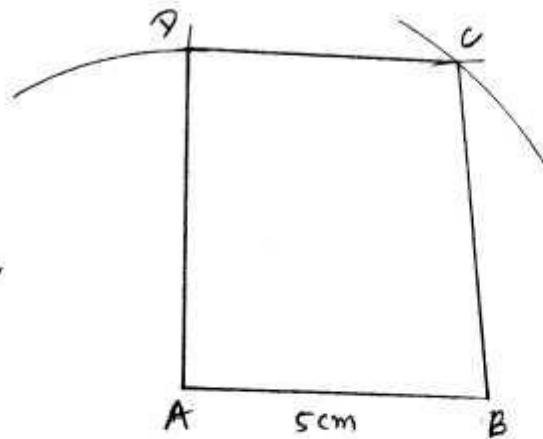


Steps

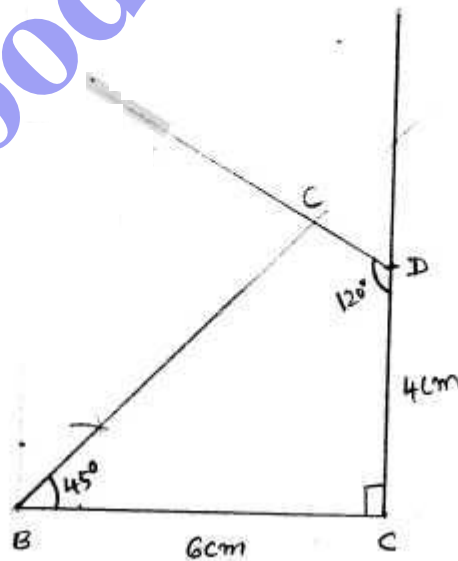
1. Draw $PQ = 3\text{cm}$ line
2. Draw Arc
2. From Q, Draw Arc $QR = 2.5\text{cm}$
3. From P, Draw Arc $PR = 4\text{cm}$, Intersection point is 'R'
4. From Q, Draw Arc $QS = 5\text{cm}$
5. From P, Draw Arc $PS = 3.5\text{cm}$, Intersection point is 'S'
6. Join \overline{QR} , \overline{PS} , \overline{SR} , Now required quadrilateral is formed.

4.

3

Steps

- 1) Draw $AB = 5\text{cm}$ line
- 2) From 'A' draw arc $AC = 7\text{cm}$
- 3) From 'B' draw arc $BC = 5.5\text{cm}$, Intersection point 'C'
- 4) From 'A' draw arc $AD = 5.5\text{cm}$
- 5) From 'B' draw arc $BD = 4.5\text{cm}$, Intersection point 'D'
- 6) Join \overline{BC} , \overline{DC} , \overline{AD} , Now required quadrilateral ABCD formed.

5.

Steps

- 1) Draw $BC = 6\text{cm}$ line
- 2) At 'C' Draw $\angle C = 90^\circ$ line upto $\overline{DC} = 4\text{cm}$. mark point 'D'.
- 3) From 'B' Draw $\angle B = 45^\circ$ line.
- 4) From 'D' Draw $\angle D = 120^\circ$ line, Intersection point is 'E'.
- 5) Join \overline{BC} , \overline{ED} , Now required quadrilateral ABCD formed.

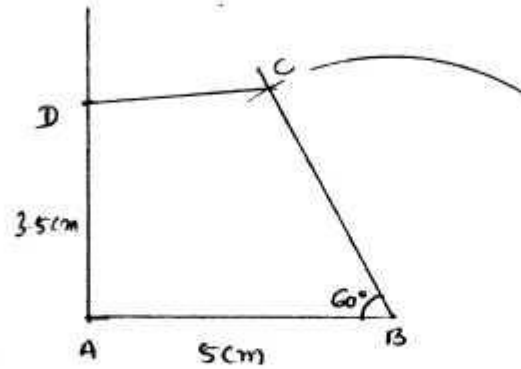
6.

Steps

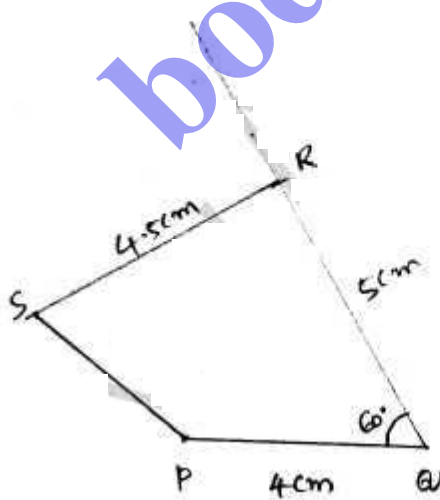
1. Draw $PQ = 4\text{cm}$ line.
2. ^{Draw} $\angle Q = 90^\circ$ line up $\overline{QR} = 6\text{cm}$. and mark 'R'.
3. Draw $\angle P = 60^\circ$ line.
4. Draw $\angle R = 120^\circ$ line, Intersection point is 'S'.
5. Join \overline{PS} , \overline{SR} , Now required quadrilateral PQRS formed.

7.

5

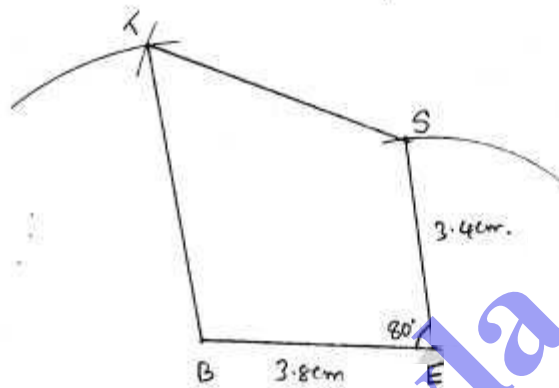
Steps

1. Draw $AB = 5\text{cm}$ line
2. Draw $\angle B = 60^\circ$ line (show B')
3. Draw an cut $\angle B = 60^\circ$ line with Arc of $BC = 4.2\text{cm}$, mark point 'C'
4. At 'A' Draw $\angle A = 90^\circ$ and at a distance of $AD = 3.5\text{cm}$. mark 'D'.
5. Join DC , Now required quadrilateral $ABCD$ is formed.

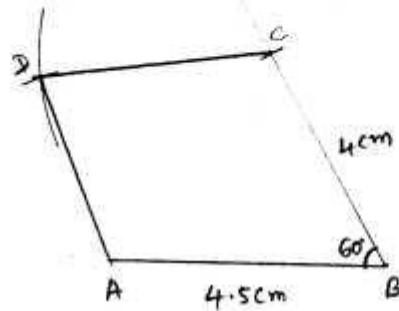
8.

Steps

1. Draw $PA = 4\text{cm}$ line
2. Draw $\angle A = 60^\circ$ line and at 90° from a , draw arc of $BR = 5\text{cm}$.
Intersection point is R' .
3. Draw $\angle R = 90^\circ$ line up to a distance of $RS = 4.5\text{cm}$ mark R' .
4. Now join PS . Now required quadrilateral $PARS$ formed.

9.Steps

1. Draw $BE = 3.8\text{cm}$ line.
2. Draw $\angle E = 80^\circ$, and an arc $ES = 3.4\text{cm}$ and both cut at a point S' .
3. Draw $ST = 4.5\text{cm}$ Arc from S' .
4. Draw $BT = 5\text{cm}$ Arc from B' and intersection point T' .
5. Now join \overline{BT} , \overline{TS} , a required quadrilateral $BEST$ formed.



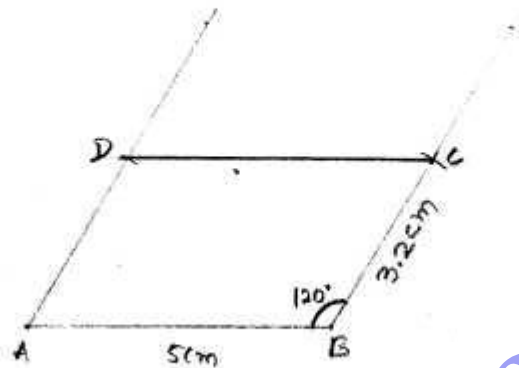
Steps:

1. Draw $AB = 4.5\text{cm}$ line
2. Draw $\angle B = 60^\circ$ line from 'B' and draw an arc $BC = 4\text{cm}$ from 'B', Intersection point is 'C'
3. Draw arc of $DC = 3.9\text{cm}$ from 'C'
4. Draw arc $AD = 3.2\text{cm}$ from 'A', Intersection point 'D'.
5. Join \overline{CD} , \overline{AD} , Now required quadrilateral ABCD formed.

Exercise 14.2

8

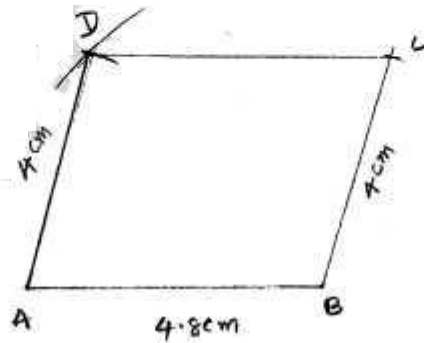
1.



Steps

1. Draw $AB = 5\text{cm}$
2. Draw $\angle B = 120^\circ$ line and cut it at $BC = 3.2\text{cm}$, mark point 'C'
3. Draw $\angle A = (180^\circ - 120^\circ) = 60^\circ$ at cut it at $AD = 3.2\text{cm}$, mark point 'D'
4. Now join DC , required quadrilateral ABCD formed.

Q.

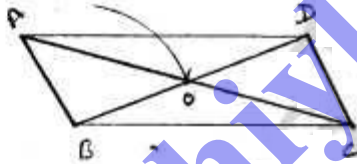


Steps

9

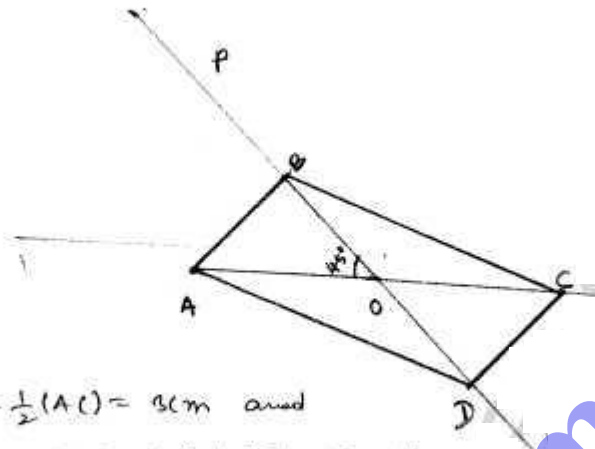
1. Draw $DB = 4.8\text{cm}$ line
2. Draw $BC = 4\text{cm}$ Arc from B
3. Draw $AD = BC = 4\text{cm}$ Arc from A
4. Draw $BD = 5.4\text{cm}$ arc from B , intersection point is D' .
5. Join AD and draw BC line parallel to AD , intersection point is E' .
6. Join DC , BC , now required quadrilateral is formed.

3.

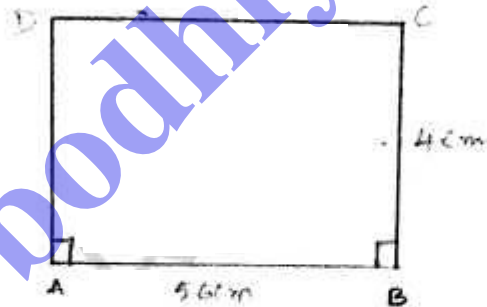


Steps

1. Draw $BC = 4.5\text{cm}$
 $BO = \frac{1}{2}(BD) = \frac{1}{2}(4) = 2\text{cm}$
 $CO = \frac{1}{2}(AC) = \frac{1}{2}(6) = 3\text{cm}$
 O is formed.
2. Extend BO such that $BO = 4\text{cm}$
3. Extend CO such that $AC = 5.6\text{cm}$
4. Now required parallelogram $ABCD$ is formed.

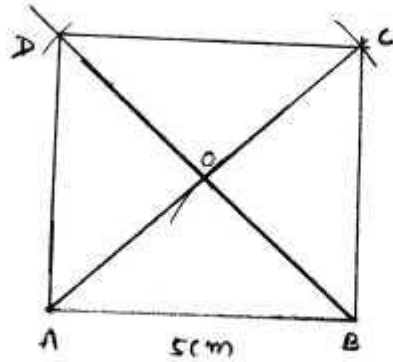
Steps

1. Draw $AO = \frac{1}{2}(AC) = 3\text{cm}$ and
Produce AO to C such that $OC = OA$.
2. At O, construct $\angle AOB = 45^\circ$
3. From O, cut $OB = 2.5\text{cm}$. Produce OB to D such that $OB = OD$.
4. Join AD, AB, DC, CD, ABCD parallelogram formed.

5.Steps

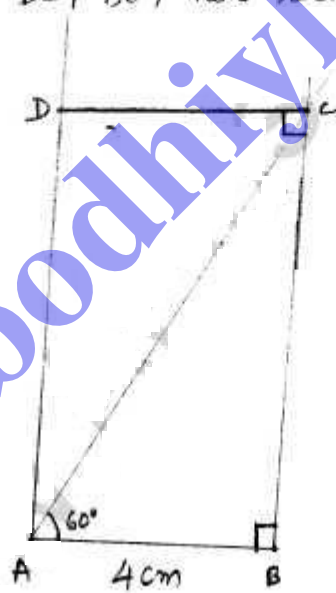
1. Draw $AB = 5.6\text{cm}$
2. Draw $\angle B = 90^\circ$ & $BC = 4\text{cm}$
3. Draw $\angle A = 90^\circ$ & $AD = BC = 4\text{cm}$.
4. Join DC, now rectangle ABCD is formed.

6.



1. Draw $AB = 5\text{cm}$.
Draw $AO = BO = 3.4\text{cm}$
2. Extend AO to C such that $AC = 6.8\text{cm}$
Extend BO to D such that $BD = 6.8\text{cm}$
3. Join \overline{AD} , \overline{DC} , \overline{BC} , now rectangle $ABCD$ is formed.

7.

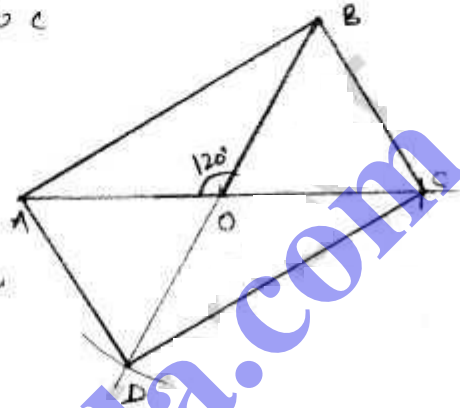


1. Draw $AB = 4\text{cm}$
2. Draw $\angle BAC = 90^\circ$ & $\angle B = 90^\circ$,
3. Join DC , AD , Required rectangle $ABCD$ is formed.

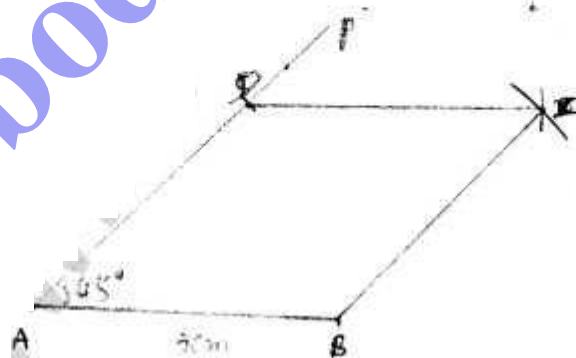
8.

Steps:

1. $AO = 3.3\text{cm}$ extend to e
2. Such that $AO = OB$
2. $\angle AOB = 120^\circ$ and
Draw $BO = 3.3\text{cm}$
and extend to D such that
 $BO = OD$
3. Join AB , BC , CD , AD , now required rectangle $ABCD$ is formed.

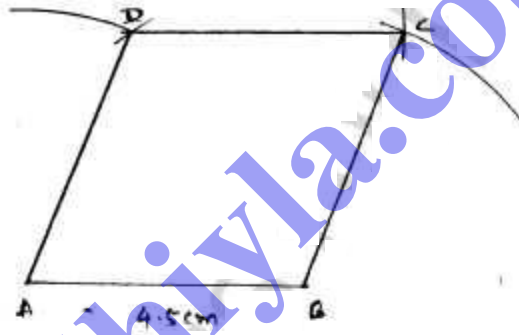


9.

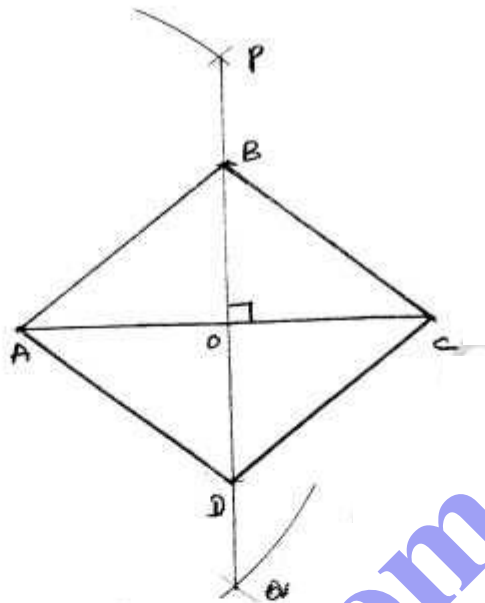


Steps

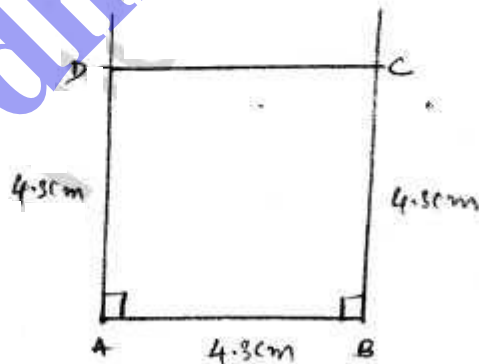
1. Draw $AB = 5\text{cm}$
2. At A , construct $\angle BAP = 45^\circ$
3. From AP , cut off $AD = 5\text{cm}$
4. With B as centre and radius 5cm draw an arc
5. With D as centre and radius 5cm draw an arc which meets previous arc at C
6. Join BC and CD . Then $ABCD$ is a required rhombus.

10.

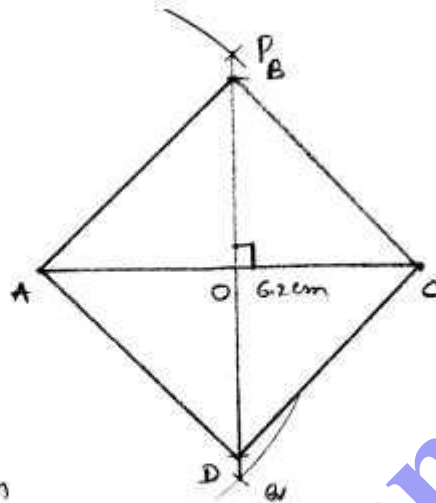
1. Draw $AB = 4.5\text{cm}$
2. A as centre, with 4.5cm radius draw an arc
3. B as centre, with 5cm radius draw an arc which meets previous arc at D' .
4. With D' as centre, with 4.5cm radius draw an arc. They meet at C'
5. Join AD' , $D'C'$, $B'C'$, then $ABCD$ is required rhombus.

Steps

1. Draw $AC = 6.8\text{cm}$
2. Draw PO , which is perpendicular bisector of AC
3. Cut PO such that $OB = OD = 2.6\text{cm}$
4. Join AB, BC, CD, AD , now $ABCD$ is required rhombus.

12.Steps

1. Draw $AB = 4.3\text{cm}$
2. $\angle A = 90^\circ$, A as centre, 4.3cm radius draw an arc, both meet at D'
3. Repeat the same at B, C as formed
4. Join AD, DC, BC , now $ABCD$ is required square.



Steps

1. Draw $AC = 6.2\text{cm}$
2. Draw PD , which is perpendicular bisector of AC
3. Cut PD , from 'O' both sides such that $OB = OD = 3.1\text{cm}$.
B, D are formed.
4. Join AB, BC, CD, AD , then $ABCD$ is required square.

bodhiya.com